




INCLUDES



400x200mm  
Adaptor Plate

Suits most  
TV screens from  
**23" to 42"**



Suitable for screens with  
400 x 200mm mounting  
holes using included  
adaptor plate

Screens  
**23-42"**  
58-107cm

Up to  
**400x200mm**  
VESA

Weight  
Capacity  
**20kg**

**BLACK**



## VLM-3300

### ARTICULATED LCD TV WALL MOUNT

- Tilting wall mount for LCD TV screens
- Removable screen-plate for easy installation
- Adjustable reach
- Three pivot arm

See over page for detailed product information

# CANOHM

## VLM-3300

### Articulated LCD TV Wall Mount

#### Features

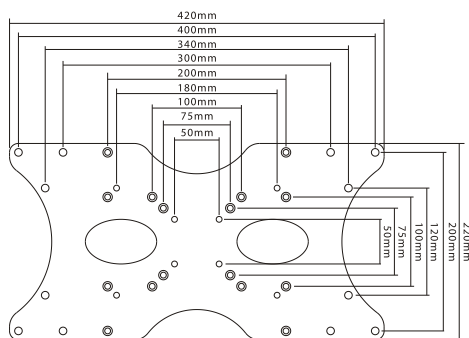
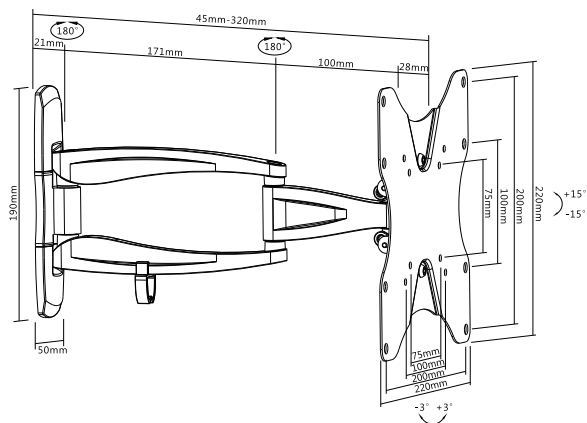
Enjoy the many benefits of mounting your flat panel screen on the wall. Ideal for both private homes and commercial premises alike. Easy to install, the VLM-3300 features a quick release mechanism to allow installation and removal of the screen in seconds. Complete with an elegant combination of three arms and tilt and swivel adjustments, the VLM-3300 allows the screen to be viewed at the optimum angle from any position.

**Strong and Attractive.** Easily attaches to most 23" to 42" (58 to 107cm) LED / LCD screens weighing up to 20kgs using the supplied hardware kit and without the need for special tools. Solid die cast aluminium construction is powder coated in an attractive black finish. The unobtrusive design fits easily into any environment.

**Quality.** The Venturi VLM-3300 Wall Bracket is made from quality materials and is covered by a ten year warranty.

#### Package includes

Wall mount plate assembled with adjustable reach arms, tilting screen plate, 400 x 200mm adaptor plate, quality mounting hardware and installation instructions.



#### Specifications

<b>Colour</b>	Black (VLM-3300B)
<b>Weight Capacity</b>	20kg max (screen weight)
<b>Screen sizes</b>	23 - 42" (58 - 107cm)
<b>Suits</b>	LCD Screens with VESA compliant hole patterns 75x75, 100x100mm, 200x100, 200x200mm, 400x200mm
<b>Reach Adjustment</b>	Minimum 45mm to Maximum 330mm (wall to LCD)
<b>Retracted offset</b>	76mm
<b>Horizontal Swivel</b>	180° (90° both left and right)*
<b>Tilt Range</b>	± 15°
<b>Level Adjust</b>	± 3°

\* Degree of swivel may be affected by the size of your TV.

#### Includes

400 x 200mm 'VESA' adaptor plate included to allow fitment of screens using this mounting hole pattern.

Included hardware allows easy fitment of this plate to the main TV bracket.

**Note:** Do not use this adaptor plate if your TV screen mounting holes conform to those on the main bracket. i.e. 200 x 200mm or less.

Screens  
**23-42"**  
58-107cm

Up to  
**400x200mm**  
VESA

Weight  
Capacity  
**20kg**

**BLACK**

